

BUILDING WITH ACRE JOB-SITE CHECKLIST

INSTALLATION CONDITIONS

Date: _____
 Location: _____
 Temperature Range: _____

Is ACRE stored horizontally, covered, fully supported on a flat surface, and out of direct sunlight? Yes No

Is ACRE completely dry before installation? Yes No

Gapping schedule is to be followed accordingly: I've reviewed the chart

35 Degrees F and below	1/8" / 3.2 mm
36-59 Degrees F	1/16" / 1.2 mm
60-89 Degrees F	Lightly butted
90 Degrees F and above	Tightly butted

PROFILE(S) BEING USED

SL (Siding)

- 1x6
- 1x8
- 1x10

Trim

- 1x4 1x10
- 1x6 1x12
- 1x8

Other

- E&CB
- WP4
- Custom: _____

Installation Orientation

- Vertical Install
- Horizontal Install

FRAMING LAYOUT, SHEATHING & RAINSCREEN SYSTEM

Approved by local building codes? Yes No

Is it in accordance with MM guides and/or CMU/rainscreen bulletin? Yes No

FASTENERS

Fastener Type

- Exterior rated min #8 x 2½" screws
- Ext rated min 8D x 2½" ring shank nails
- Cortex Plug system (for face fasteners ONLY)

Fastening Schedule

- Vertical: Fastened max 12" o.c.
- Horizontal: Fastened max 16" o.c. into solid framing or 12" if not hitting studs

TRIM DETAIL

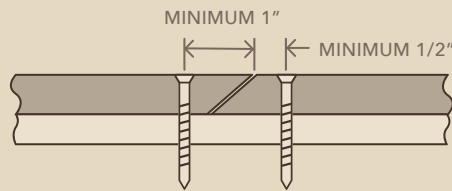
ACRE Trim Type

- Rabbeted
- Standard
- Padded out

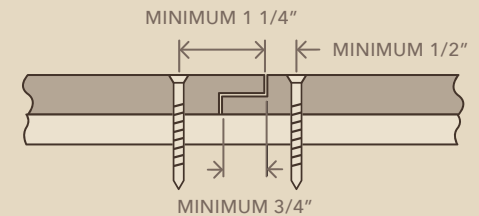
Board Ends/ Butt Joint Detail

- Butted
- Rabbeted ("shiplap")
- Mitered/Scarf cut

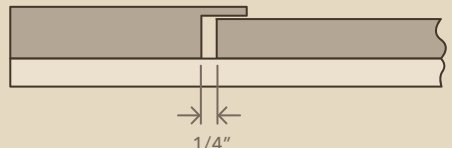
SCARF JOINT



RABBET JOINT



RABBETED TRIM



ACRE Rabbeted Trim should be used in the field for minimizing the effects of expansion and contraction along with achieving a clean look.

If visible, fasteners max 16" o.c. horizontal, or max 12" o.c. vertical

Confirmed

MODERN
MILL

OUTSIDE CORNER DETAIL

Corner Treatment:

- Standard Outside Corner Trim
- Rabbeted Trim
- Continuous Siding/Mitered Outside Corner*

*Requires additional install considerations

APPROVED COATING

Manufacturer, Product, Sheen & Color Name: _____

Vinyl-Safe/IR formulation? Yes No

Finishing Method

- Pre-Finished (Pre-Finisher Name: _____)
- Finished on-site prior to installation
- Finished after installation (not recommended)

Application Method:

- Brush
- Roller
- Spray Other: _____

ADDITIONAL MATERIALS

Adhesives Used

- PVC Glue
- CA Glue
- Construction Adhesive
- Other _____



Confirm fasteners meet length and type requirements before installing.

- Min #8 x 2 1/2" screw
- Min 8d x 2 1/2" ring shank nail
- No brads, finish/trim head screws or nails, or staples

Your Signature _____

Modern Mill Rep Signature _____

Total sq. ft. of ACRE installed: _____



MOD
ERN •
MILL